

CD276 Monoclonal Antibody

CATALOG NO: A1070-50

ALTERNATIVE NAMES: CD276 antigen, 4Ig-B7-H3, B7 homolog 3, B7-H3, Costimulatory molecule, CD276, CD276, B7H3

AMOUNT: 50 µl

IMMUNOGEN: Purified recombinant fragment of human CD276 expressed in E. Coli.

CLONE: 6A1

MOLECULAR WEIGHT: 57 kDa

HOST/ISOTYPE: Mouse IgG1

SPECIES REACTIVITY: Human

FORM: Liquid

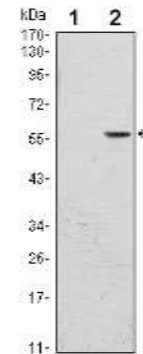
FORMULATION: Ascitic fluid containing 0.03% sodium azide..

STORAGE CONDITIONS: Maintain refrigerated at 2-8°C for up to 6 months. For long term storage store at -20°C in small aliquots to prevent freeze-thaw cycles.

DESCRIPTION: Costimulatory B7 molecules (e.g., B7-1, or CD80; MIM 112203) signal through CD28 (MIM 186760) family molecules such as CD28, CTLA4 (MIM 123890), and ICOS (MIM 604558). May participate in the regulation of T-cell-mediated immune response. May play a protective role in tumor cells by inhibiting natural-killer mediated cell lysis as well as a role of marker for detection of neuroblastoma cells. May be involved in the development of acute and chronic transplant rejection and in the regulation of lymphocytic activity at mucosal surfaces. Could also play a key role in providing the placenta and fetus with a suitable immunological environment throughout pregnancy. Both isoform 1 and isoform 2 appear to be redundant in their ability to modulate CD4 T-cell responses. Isoform 2 is shown to enhance the induction of cytotoxic T-cells and selectively stimulates interferon gamma production in the presence of T-cell receptor signaling.

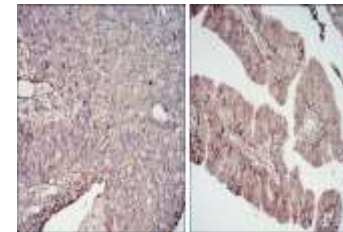
APPLICATION: WB: 1/500 - 1/2000
IHC: 1/200 - 1/1000
FC: 1/200 - 1/400

Note: This information is only intended as a guide. The optimal dilutions must be determined by the user.

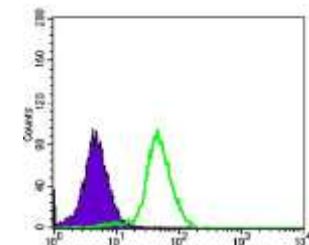


Western blot analysis using CD276 mAb in:

1. HEK293 cell lysate
2. HEK293 cell lysate transfected with hlgGfc



Immunohistochemical analysis of paraffin-embedded cervical cancer tissues (left) and ovarian cancer tissues (right) using CD276 mouse mAb with DAB staining.



Flow cytometric analysis of PC-3 cells using CD276 mouse mAb (green) and negative control (purple).

RELATED PRODUCTS

- Human CellExp™ B7-H3 / CD276, Human recombinant (Cat. No. 9239-10, -50)
- CD86 Polyclonal Antibody (Cat. No. A1068-100)

FOR RESEARCH USE ONLY! Not to be used on humans.