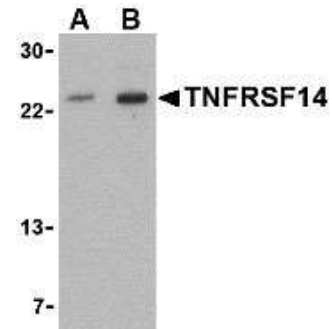


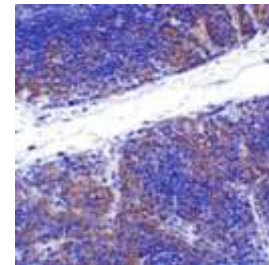
HVEM / TNFRSF14 Antibody

CATALOG NO:	A1084-50
ALTERNATIVE NAMES:	TNFRSF14 Antibody: TR2, ATAR, HVEA, HVEM, CD270, LIGHTR, UNQ329/PRO509, Tumor necrosis factor receptor superfamily member 14, Herpes virus entry mediator A, Herpesvirus entry mediator A, tumor necrosis factor receptor superfamily, member 14 (herpesvirus entry mediator)
AMOUNT:	50 µg
MOLECULAR WEIGHT:	Predicted: 30 kDa; Observed: 23 kDa
HOST/ISOTYPE:	Rabbit IgG
SPECIES REACTIVITY:	Human, Mouse
FORM:	Liquid
SPECIFICITY:	TNFRSF14; Multiple isoforms of TNFRSF14 are known to exist.
STORAGE CONDITIONS:	Maintain refrigerated at 4°C for up to 3 months. For long term storage store at -20°C in small aliquots to prevent freeze-thaw cycles.
DESCRIPTION:	TNFRSF14 Antibody: Tumor necrosis factor receptor (TNFR) superfamily members are defined by cysteine-rich domains in their extracellular regions that bind TNF-related ligands that share a common structural homology in their extracellular domain. TNFRSF14 was initially identified as the Herpesvirus entry mediator and upon binding to the herpes simplex virus (HSV) envelope glycoprotein D or either of its natural ligands LIGHT and lymphotoxin alpha (LT), activates the transcription factors NF-κB and AP-1. Activation of this signal transduction pathway in T cells stimulates T cell proliferation and cytokine production, leading to inflammation and enhanced CTL-mediated tumor immunity, suggesting that these proteins may be useful as potential targets for controlling cellular immune responses.
APPLICATION:	IHC: 1 µg/ml WB: 1-2 µg/ml IFC: 10 µg/ml Note: This information is only intended as a guide. The optimal dilutions must be determined by the user.

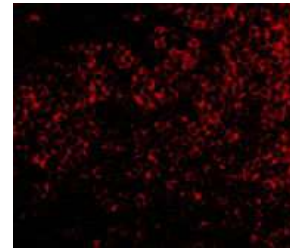


Western blot analysis of HVEM/TNFRSF14 Antibody in mouse thymus tissue lysate:

A) 1 µg/ml
B) 2 µg/ml



Immunohistochemistry of TNFRSF14 in mouse thymus tissue with HVEM/TNFRSF14 antibody at 1 µg/ml.



Immunofluorescence of TNFRSF14 in Mouse Thymus tissue with HVEM/TNFRSF14 antibody at 10 µg/ml.

RELATED PRODUCTS

- CD223 (LAG3) Polyclonal Antibody (Cat. No. A1067-100)
- CD86 Polyclonal Antibody (Cat. No. A1068-100)
- Tim-3 Antibody (Cat. No. 3808-100)
- PD-1/PDCD1 Antibody (Cat. No. 6931-50)
- CD160 Polyclonal Antibody (Cat. No. A1072-100)
- Human CellExp™ HVEM/TNFRSF14, human recombinant (Cat. No. 7466-20, -100)

FOR RESEARCH USE ONLY! Not to be used on humans.