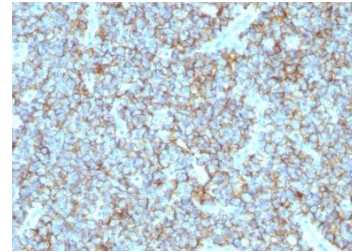


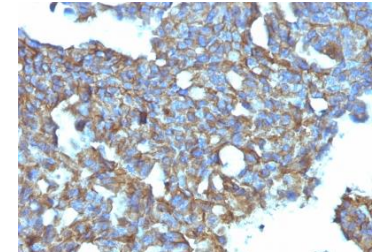
## Anti-CD99 / MIC2 Antibody (MIC2/877)

<b>CATALOG NO:</b>	A1571-100
<b>ALTERNATIVE NAMES:</b>	12E7; E2 antigen; MIC 2X; MIC 2Y; MIC2; Protein MIC2; Surface antigen MIC2; T-cell surface glycoprotein E2
<b>AMOUNT:</b>	100 µg
<b>IMMUNOGEN:</b>	Recombinant full-length human MIC2 protein
<b>HOST/ISOTYPE:</b>	Mouse / IgG1, kappa
<b>CLONALITY:</b>	Monoclonal
<b>CLONE:</b>	MIC2/877
<b>MOL WEIGHT:</b>	27-32 kDa
<b>SPECIES REACTIVITY:</b>	Human, does not react with Rat.
<b>PURIFICATION:</b>	Protein A/G purified
<b>FORM:</b>	Liquid
<b>FORMULATION:</b>	Supplied in 10 mM PBS with 0.05% BSA & 0.05% azide
<b>STORAGE CONDITIONS:</b>	Shipped at 4°C. Long term storage at -20°C.
<b>DESCRIPTION:</b>	Recognizes a sialoglycoprotein of 27-32 kDa, identified as CD99, or MIC2 gene product, or E2 antigen. MIC2 gene is located in the pseudo-autosomal region of the human X and Y chromosome. MIC2 gene encodes two distinct proteins, which are produced by alternative splicing of the CD99 gene transcript and are identified as bands of 30 and 32 kDa (p30/32). Although its function is not fully understood, CD99 is implicated in various cellular processes including homotypic aggregation of T cells, upregulation of T cell receptor and MHS molecules, apoptosis of immature thymocytes and leukocyte diapedesis. CD99 is expressed on the cell membrane of some lymphocytes, cortical thymocytes, and granulosa cells of the ovary. Most pancreatic islet cells, Sertoli cells of the testis, and some endothelial cells express this antigen. Mature granulocytes express very little or no CD99. MIC2 is strongly expressed on Ewing's sarcoma cells and primitive peripheral neuroectodermal tumors.
<b>APPLICATION:</b>	FC: 0.5-1 µg/1X10 <sup>6</sup> cells in 0.1 ml IF: 0.5-1 µg/ml IHC: 1-2 µg/ml for 30 minutes at RT (Staining of formalin-fixed tissues requires boiling tissue sections in 10 mM citrate buffer, pH 6.0, for 10-20 min followed by cooling at RT for 20 minutes)

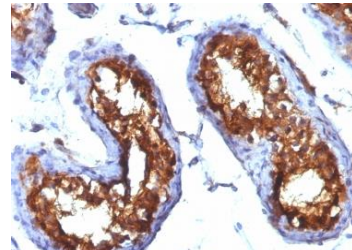
**Note: This information is only intended as a guide. The optimal dilutions must be determined by the user.**



**Formalin-fixed, paraffin-embedded human Ewing's Sarcoma stained with CD99 Antibody (MIC2/877).**



**Formalin-fixed, paraffin-embedded human Ovarian Carcinoma stained with CD99 Antibody (MIC2/877).**



**Formalin-fixed, paraffin-embedded human Testicular Carcinoma stained with CD99 Antibody (MIC2/877).**

### RELATED PRODUCTS:

- Anti-Pyruvate Dehydrogenase E2 Antibody (4A4-B6-C10) (Cat. No. A1322)
- GDF-15-D, human recombinant (Cat. No. 4570)
- Human CellExp™ Serpin E2 / PN1, human recombinant (Cat. No. 7515)
- Prostaglandin E2 (Cat. No. 2268)

**FOR RESEARCH USE ONLY! Not to be used on humans.**