

# Active HRV14 3C Protease Recombinant

**CATALOG #:** 8012-20 20 µg  
8012-100 100 µg

**ALTERNATIVE NAMES:** Picornain 3C, P3C

**SOURCE:** *E. coli*

**FORM:** Liquid

**FORMULATION:** 1 mg/ml in PBS, pH 7.4, containing 10 mM DTT, 20% glycerol

**PURITY:** ≥ 90% by SDS-PAGE

**MOL. WT.:** 20 kDa (1538-1719 aa).

**SPECIFIC ACTIVITY:** The specific activity is > 200 m U/mg

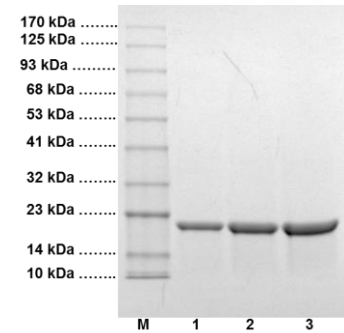
**STORAGE CONDITIONS:** Store at -80 °C. Stable for at least 6 months as supplied. The protein can be further diluted to 0.1-0.2 mg/ml with PBS, pH 7.4, 5 mM DTT, 20% glycerol, and stored at -80 °C in aliquots. Do not keep the enzyme at 4 °C for extended time. Avoid repeated freezing and thawing cycles.

**BACKGROUND:** Human rhinovirus (HRV) infections are the most frequent causative agents of common cold and various other upper respiratory tract infections. Rhinoviruses are members of the picornavirus family, which have a positive-sense, single-stranded RNA genome that is translated into a single polyprotein precursor. In the case of HRVs, the viral polyprotein is mainly processed by the proteases (2A and 3C) to generate functional proteins and enzymes. BioVision's active HRV14 3C Protease is a recombinant form of the 3C protease from human rhinovirus type 14. The enzyme is highly pure with selective and high site-specific cleavage activity for Precision cleavage site (Leu-Glu-Val-Leu-Phe-Gln/Gly-Pro), thereby allowing for the production of recombinant proteins with minimal number of extra amino acids. HRV14 3C Protease also has therapeutic implications as a potential target for the development of antiviral agents.

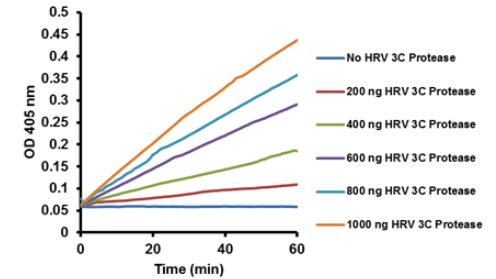
**ACTIVITY:** BioVision's Active HRV14 3C Protease is determined by using HRV 3C Protease Activity Assay Kit (Colorimetric) (**K214-100**). One unit of HRV 3C is defined as the amount of enzyme needed to digest 1 µmol of the substrate peptide per minute under the assay conditions.

rev. 05/21

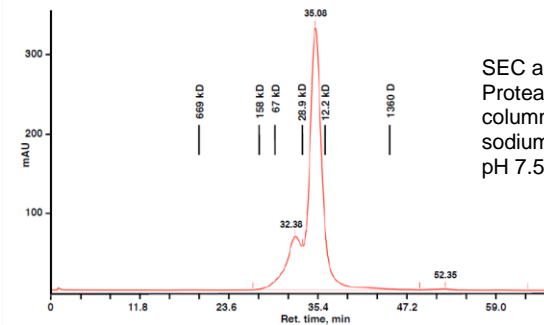
For research use only



SDS-PAGE (4-20%) of Active HRV14 3C Protease:  
1: Protein Marker  
2: Active HRV14 3C (10 µg)  
3: Active HRV14 3C (15 µg)  
4: Active HRV14 3C (20 µg)



Measurement of HRV14 3C Protease activity by HRV 3C Protease Activity Assay Kit (Colorimetric) (K214-100)



SEC analysis of Active HRV14 3C Protease using a Superose 6 column at 0.4 ml/min in 50 mM sodium phosphate, 300 mM NaCl pH 7.5 monitored at 215 nm

**APPLICATIONS:** Recombinant Active HRV14 3C Protease can be used in inhibitor screening assays, activity studies, selectivity profiling, western blotting, ELISA, and numerous such applications.

## RELATED PRODUCTS:

- HRV 3C Protease Activity Assay Kit (**Cat # K214-100**)
- HRV 3C Protease Inhibitor Screening Kit (**Cat # K215-100**)
- Active HIV-1 Protease Recombinant (GST-tagged) (**Cat. No. 7849-20,-100**)
- Active HIV-2 Protease Recombinant (GST-tagged) (**Cat. No. 7851-20,-100**)
- EZCut™ TEV Protease, Recombinant (**Cat. No. 7847-1000, -10000**)
- TurboTEV Protease, Recombinant (**Cat. No. 9205-1**)
- Turbo3C (HRV3C) Protease, Recombinant (**Cat. No. 9206-1**)

**For Research Use Only! Not to be used in humans.**